

KMV boats



KMV  
2100  
2300




KMV 2100



Sporty and sophisticated daycruiser  
with roomy cabin and large open area  
for sunbathing and entertaining  
- built for speed . . . .



# KMV 2100






# KMV 2300



High quality week-end cruiser with  
exhilarating performance, spacious  
and comfortable accomodation  
- built to last . . . .

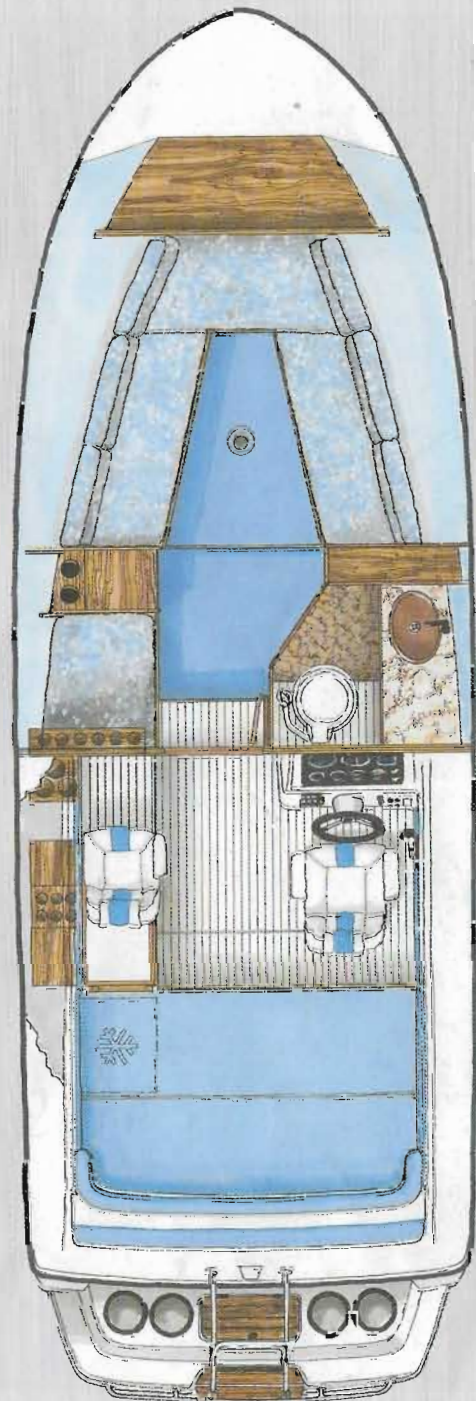


# KMV 2300





# KMV 2300





# SPECIFICATIONS KMV 2100 - KMV 2300



## INTERIØR/CABIN

Lettstelte laminerte innredninger  
Heltre teak lister/håndtak

Polstring og tepper i avstemte farger og maritim kvalitet

Dinette/dobbel køye – Stikk-køye (KMV 2300)

Dekksluke m/luftestilling

Stuvingsrom under setene

Barskap/-hylle (KMV 2300)

Kompl. cabin belysning – Uttak for el. strøm

Cabinvinduer/-luke i sotet glass

## COCKPIT

Juster-/svingbare stoler

Dobbel solseng

Stuvingsrom u. dørk og seter

Stuvingsrom for vannski

Cocktailbord

Kompl. motorinstrumentering

Sigarettenner

Inst.panel m/autom. sikring og belyste brytere

Ratt trukket m/skinntrekk

Kartbord m/beskyttelsesplate

## DEKK

Pulpit i rustfritt stål (KMV 2300)

Håndrekke (KMV 2100)

Kraftige pullere foran & akter

Anker-kasse – Anti-skli dekkflater

## ANNET STANDARD UTSTYR

Kompl. lanterneføring

To-delt kalesje

Motorromsvifte (bensinmotorer)

Hovedstrømbryter/batteri-vender

Kraftig startbatteri – Ekstra batteri-boks

Pulver + halon branslukkingsapparat

Lensepumpe



## INTERIOR/CABIN

Easy cleaned laminated surfaces  
All teak trim

Fully upholstered & carpeted with attractive co-ordinated colours

Dinette/double berth – Quarter berth (KMV 2300 only)

Deck access hatch

Stowage under all bunks

Cocktail cabinet (KMV 2300 only)

Full cabin lighting – Power points for shaver, TV, etc.

All cabin windows/hatch in tinted glass

## COCKPIT

Adjustable pilot & co-pilot chair

Double sun lounger

Stowage under deck & aft seating

Stowage room for water skis

Cocktail table

Full engine instrumentation

Cigarette lighter

Fused switch panel with illuminated switches

Wheel with leather grip

Chart table with cover

## DECK EQUIPMENT

Stainless steel pulpit (2300)

Grab rails (2100)

Bollards for'd & aft

Anchor hatch – Non-slip deck surface

## FURTHER STANDARD EQUIPMENT

Navigation lights

Two-part folding canopy

Blower fan (petrol engines)

Master isolating switch

Heavy duty battery – Auxillary battery box

Halon gas fire extinguisher

Bilge pump



## KABINEN-EINRICHTUNG

Pflegeleichte beschichtete Oberflaechen  
Kanten mit Teakholz-Umleimern

Komplette Polsterung und Teppichboden in passender Farbkombination

Sitzgruppe zum Doppelbett zu verwandeln zusätzliche Einzelkoje (bei KMV 2300)

Fluchtluke im Vordeck

Stauraum unter allen Baenken

Minibar in der Kabine (bei KMV 2300)

Vollständige Kabinenbeleuchtung

Steckdosen für Rasierapparat, TV, etc.

Alle Fenster und Luken in getoentem Glas

## COCKPIT/PLICHT

Verstellbarer Fahrer- und Beifahrersitz

Sonnenliege für 2 Personen

Stauraum im Cockpit und unter der Heckbank

Stauraum für Wasserski

Cocktail-Tisch in der Plicht

Komplette Motoren-Instrumentierung

Zigaretten Anzuender

Sicherungs Panel mit beleuchteten Schaltern

Lenkrad mit Leder-Struktur

Kartentisch mit Abdeckung

## DECKSAUSSTATTUNG

Rostfreie Reeling (KMV 2300)

Rostfrei Handläufe (KMV 2100)

Belegklampen auf dem Vor- und Achterdeck

Ankerkasten – Antirutsch-Oberfläche

## WEITER STANDARD-AUSSTATTUNG

Navigationsbeleuchtung – Zweiteiliges faltverdeck

Bilgengeblaese (bei Benzin-Motoren)

Heavy-Duty Starter-Batterie

Batteriekasten für Verbraucher-Batterie

Halon-Feuerloeschanlage – Bilgenpumpe





# DIMENSIONS & CAPACITIES KMV 2100 DIMENSIONS & CAPACITIES KMV 2300



Length overall (excl. platform) .....	6,32 m
Length overall (incl. platform) .....	6,75 m
Beam .....	2,44 m
Displacement (approx.) .....	1650 kg
Draught with legg up .....	0,40 m
Draught with legg down .....	0,83 m
Fuel tank .....	205 liter
Water tank .....	70 liter
Holding tank .....	70 liter
Speed achieved (approx.) .....	229 HP = 40 knots

Length overall (excl. platform) .....	6,95 m
Length overall (incl. platform) .....	7,50 m
Beam .....	2,50 m
Displacement (approx.) .....	1850 kg
Draught with legg up .....	0,52 m
Draught with legg down .....	0,95 m
Fuel tank .....	280 liter
Water tank .....	70 liter
Holding tank .....	70 liter
Speed achieved (approx.) .....	175 HP = 31 knots
	229 HP = 36 knots
	260 HP = 41 knots

Naval Architect: Eivind Amble.

231HP

## KMV boats a-s

Postboks 2023 4641 Søgne, Norway  
Tlf.: 042/66600 Fax: 042/66622



Agent: